

Quantum and quasiclassical studies of the $O(^3P) + HCl \rightarrow OH + Cl(^2P)$ reaction using benchmark potential surfaces

Tiao Xie and Joel Bowman

Department of Chemistry and Cherry L. Emerson Center for Scientific Computation, Emory University, Atlanta, Georgia 30322

J. W. Duff and M. Braunstein^{a)}

Spectral Sciences, Inc., Burlington, Massachusetts 01803

B. Ramachandran

Chemistry, College of Engineering and Science, Louisiana Tech University, Ruston, Louisiana 71272

(Received 27 August 2004; accepted 27 September 2004; published online 13 December 2004)

We have performed quantum mechanical (QM) dynamics calculations within the independent-state approximation with new benchmark triplet A'' and A' surfaces [B. Ramachandran *et al.*, *J. Chem. Phys.* **119**, 9590 (2003)] for the rovibronic state-to-state measurements of the reaction $O(^3P) + HCl(v=2, j=1,6,9) \rightarrow OH(v'j') + Cl(^2P)$ [Zhang *et al.*, *J. Chem. Phys.* **94**, 2704 (1991)]. The QM and experimental rotational distributions peak at similar $OH(j')$ levels, but the QM distributions are significantly narrower than the measurements and previous quasiclassical dynamics studies. The $OH(\text{low } j')$ populations observed in the measurements are nearly absent in the QM results. We have also performed quasiclassical trajectory with histogram binning (QCT-HB) calculations on these same benchmark surfaces. The QCT-HB rotational distributions, which are qualitatively consistent with measurements and classical dynamics studies using other surfaces, are much broader than the QM results. Application of a Gaussian binning correction (QCT-GB) dramatically narrows and shifts the QCT-HB rotational distributions to be in very good agreement with the QM results. The large QCT-GB correction stems from the special shape of the joint distribution of the classical rotational/vibrational action of OH products. We have also performed QM and QCT calculations for the transition, $O + HCl(v=0, T=300 \text{ K}) \rightarrow OH(v'j') + Cl$ from threshold to $\sim 130 \text{ kcal mol}^{-1}$ collision energy as a guide for possible future hyperthermal O-atom measurements. We find in general a mixed energy release into translation and rotation consistent with a late barrier to reaction. Angular distributions at high collision energy are forward peaked, consistent with a stripping mechanism. Direct collisional excitation channel cross sections, $O + HCl(v=0, T=300 \text{ K}) \rightarrow O + HCl(v'=1)$, in the same energy range are large, comparable in magnitude to the reactive channel cross sections. Although the $^3A''$ state dominates most collision processes, above $\sim 48 \text{ kcal mol}^{-1}$, the $^3A'$ state plays the major role in collisional excitation. © 2005 American Institute of Physics. [DOI: 10.1063/1.1819331]

I. INTRODUCTION

The reaction, $O(^3P) + HCl(X^1\Sigma) \rightarrow OH(X^2\Pi) + Cl(^2P)$, is an important prototype for heavy-light-heavy (H-L-H) systems and hydrogen abstraction. The reaction is nearly thermoneutral, with a ΔH of $\sim 1.0 \text{ kcal mol}^{-1}$ and a barrier of $\sim 10.6 \text{ kcal mol}^{-1}$ for the lowest adiabatic electronic state involved.¹ Experimental rate constant data are available from a number of initial vibrational levels of HCl over a broad temperature range.²⁻⁸ Measurements of the relative populations for rovibronic transitions $O(^3P) + HCl(v=2, j=1,6,9) \rightarrow OH(v'j') + Cl(^2P)$ have been made in what was the first fully rovibronic state-to-state experiment.^{9,10} With $HCl(v=2)$ levels initially populated, relatively slow collisions of $O + HCl$ occur above the reaction barrier, and $OH(v'=0,1)$ with a large range of $OH(j')$ levels are observed. Taken together, these measurements

have shown many important insights including: a strong $HCl(v)$ dependence of the rate constant, a vibrational-energy conserving tendency (vibrational adiabaticity), insensitivity of product rotational level to reagent rotational level, a fairly even partitioning of energy among translation, vibration, and rotation of products, and apparently two dynamical mechanisms that give rise to distinct rotational populations.

The wealth of experimental data and dynamical information make this reaction a test-bed for dynamics methods.¹¹⁻²³ Using recent, scaled *ab initio* potential surfaces,^{11,12} agreement between theory and measurements has been very good for the rate constant and the rovibronic state-to-state measurements in general.^{13,14} However, important differences remain. Very recently, new benchmark surfaces¹ have been calculated and used with quantum mechanical dynamics (QM) to compute the thermal rate constant.¹⁵ Although agreement is excellent up to 2000 K, large differences between these calculations and measurements at higher temperatures point to a need for further investigations.

^{a)}Electronic mail: matt@spectral.com

The main purpose of this paper is to report time-independent QM calculations with the new benchmark triplet surfaces of Ref. 1 for the rovibronic state-to-state measurements, $\text{O}(^3P) + \text{HCl}(v=2, j=1,6,9) \rightarrow \text{OH}(v', j') + \text{Cl}(^2P)$, of Ref. 10. The present calculations are a stringent test of the quality of the surfaces and will show the level of agreement that can be obtained between highly detailed measurements and nearly exact theory. It will also be the first time to our knowledge that these measurements have been modeled with quantum dynamics. A previous quasiclassical trajectory (QCT) study using the surface of Ref. 11 predicted the peak location and spread of $\text{OH}(j')$ rotational distributions and the $\text{OH}(v'=1)/\text{OH}(v'=0)$ branching ratio generally very well.^{11,13} For the surface of Ref. 12, a previous QCT study showed that the spread of the $\text{OH}(j')$ rotational distributions were reproduced well, but the $\text{OH}(j')$ peak locations were too high in energy resulting in too hot a rotational distribution.¹⁴ An important result from the present study is that the computed QM results have a significantly narrower distribution of rotational states than the measurements and previous QCT studies,^{11,13,14} with the $\text{OH}(\text{low } j')$ populations observed in the measurements being nearly absent in the QM results. Peak locations of the QM $\text{OH}(j')$ populations are quite similar to the measurements, but the maxima of the relative rotational populations are much larger in general than the measurements and previous QCT studies. Possible implications of the present QM results are that the new benchmark surfaces are not adequate to describe the $\text{O} + \text{HCl}(v=2, j) \rightarrow \text{OH}(v', j') + \text{Cl}$ transitions and/or the measurements themselves require reassessment. It could also be that the QM approach requires inclusion of spin-orbit coupling effects with nearby singlet states²⁴ or other kinds of electronic state coupling not taken into account in the present study.

We also performed quasiclassical trajectory calculations with the usual histogram binning (QCT-HB) on these same benchmark surfaces to evaluate how well this widely used method compares to exact QM methods for this fairly quantum system. The present QCT calculations on the benchmark surfaces are also a common denominator for comparisons with QCT-HB studies using other surfaces so that differences between surfaces can be assessed. A significant finding of the present study is that the QCT-HB rotational distributions are much broader than the QM results with the same benchmark surfaces. The QCT-HB results are similar to previous QCT-HB studies using other surfaces^{11,13,14} and in fair agreement with measurements. The similarity of the QCT-HB results and previous classical studies implies that the new benchmark potential energy surfaces are perhaps dynamically similar to those used in previous studies,¹¹⁻¹⁴ although the barrier heights are different.

QCT and QM calculations for the same surfaces are also an opportunity to examine techniques that may correct classical methods. A simple proposed correction method is the Gaussian binning (QCT-GB) technique^{25,26} that in spirit attempts to approximate a fully semiclassical approach. Instead of using all trajectories in a classical vibrational energy bin as in histogram binning (QCT-HB), the QCT-GB method heavily weights trajectories with energies near the exact

quantum vibrational level. This is intuitively appealing and automatically de-emphasizes trajectories resulting in binning to quantum states not energetically allowed. It helps solve the common problem of rotational distributions that are too broad, extending too high in energy. In the present study the QCT-GB correction dramatically narrows and shifts the QCT-HB rotational distributions to an extent not before seen in other chemical systems, so that the QCT-GB and QM results are in very good agreement for all transitions. The striking consistency of the QM and QCT-GB results and their differences with measurements highlight the fact that detailed understanding of this chemical system is still far away.

As the effects of the QCT-GB correction are much larger and much different than in previous studies, we investigate the cause in a preliminary way by examining the classical rotational/vibrational action joint distribution of the OH products. Future work will investigate in detail the underlying fundamental reasons for the correction's apparent success in $\text{O} + \text{HCl}$ and how the Gaussian-binning correction behaves in other systems. As many important chemical systems remain out of reach in the immediate future for an exact QM dynamics treatment, a reliable correction to a classical trajectory approach will be extremely useful.

We have also performed QM and QCT calculations for the transition, $\text{O} + \text{HCl}(v=0, T=300 \text{ K}) \rightarrow \text{OH}(v', j') + \text{Cl}$ from threshold to $\sim 130 \text{ kcal mol}^{-1}$ collision energy. These calculations are intended to guide future hyperthermal O-atom measurements centered near $85.0 \text{ kcal mol}^{-1}$ (8 km s^{-1}). Recently, hyperthermal O-atom beams have investigated novel chemistries for a number of systems.²⁷ The high translational energies in such a measurement would surmount the reaction barrier for $\text{O} + \text{HCl}$, without the need for internal excitation of the reagent HCl, and deposit large amounts of energy in products. We report on the excitation function, vibrational and rotational distributions of OH products, and the vibrationally resolved angular distributions. We note that above $\sim 38.0 \text{ kcal mol}^{-1}$, the channel $\text{O} + \text{HCl}(v=0, T=300 \text{ K}) \rightarrow \text{OCl} + \text{H}$ is energetically allowed. The present surfaces do not take the $\text{OCl} + \text{H}$ channel into account, and they are not intended to be quantitative above $\sim 40 \text{ kcal mol}^{-1}$ even for the $\text{OH} + \text{Cl}$ channel. At high energies therefore, the dynamical results presented here will only be qualitative. However, lacking other sources of data the present results at high energies will be an important starting point for hyperthermal measurement planning and for future theoretical studies in this energy regime. We find in general a mixed energy release into translation and rotation consistent with a late barrier to reaction. Above $\sim 35 \text{ kcal mol}^{-1}$ the fraction of rotational energy in OH products exceeds vibration. The rotational distributions are extremely hot and should give rise to distinct OH bandhead spectra. Angular distributions at high collision energy are forward peaked consistent with a stripping mechanism. We have also performed QCT calculations on the direct collisional excitation channel, $\text{O} + \text{HCl}(v=0, T=300 \text{ K}) \rightarrow \text{O} + \text{HCl}(v'=1)$, with the same benchmark surfaces. Vibrational excitation cross sections are large, comparable in magnitude to the reactive channel cross sections.

The paper proceeds as follows: In Sec. II we review the

surfaces, and the QM and QCT dynamical methods used in this study. In Sec. III, we present theoretical results for the $O(^3P)+HCl(v=0,T)\rightarrow OH+Cl$ rate constant, the rovibronic state-specific transitions $O(^3P)+HCl(v=2,j=1,6,9)\rightarrow OH(v'j')+Cl(^2P)$, the transitions $O+HCl(v=0,T=300\text{ K})\rightarrow OH(v'j')+Cl$, and the transitions $O+HCl(v=0,T=300\text{ K})\rightarrow O+HCl(v'=1)$, all with comparisons to measurements and other theoretical results where available. In Sec. IV we summarize the results.

II. METHODS

A. Potential surfaces

The present study uses the two lowest triplet adiabatic surfaces for $O(^3P)+HCl(X^1\Sigma)$, $^3A''$ and $^3A'$, as reported in Ref. 1. The surfaces are fits of complete basis set extrapolated multireference configuration interaction calculations with a large basis set, and they are the most accurate surfaces available to date. The lower $^3A''$ state has a bent (136.0°) transition state geometry with a barrier of $10.60\text{ kcal mol}^{-1}$, and the $^3A'$ transition state is linear with a barrier of $13.77\text{ kcal mol}^{-1}$. The $^3A''$ and $^3A'$ fitted surfaces use the same two-body potentials for HCl, OH, and ClO. Further details of the surfaces can be found in Ref. 1.

All scattering calculations were performed within the independent, non-interacting surface approximation. The repulsive $2^3A''$ state has not been included, and coupling to singlet surfaces is ignored. Dynamical results from the $^3A''$ and $^3A'$ surfaces are weighted by the following temperature dependent expression that attempts to account for the spin-orbit splitting of the overall triplet reagents:

$$f(T) = 3/(5 + 3e^{-228/T} + e^{-326/T}). \quad (1)$$

At 300 K, $f(T)=0.445$, and at high temperature where all spin-orbit states become equally populated $f(T)=1/3$. We note that use of Eq. (1) for inclusion of spin-orbit degeneracy is approximate as we are not accounting for fine structure explicitly.

B. Quantum dynamics

The QM calculations were done using the quantum reactive scattering code "ABC."²⁸ Detailed state-to-state reaction probabilities $P_{vjK,v'j'K'}^J(E)$ were calculated as a function of the total energy E and the total angular momentum J . From these probabilities the reaction cross sections summed over J , K , and K' for a particular $vj\rightarrow v'j'$ transition were obtained from the standard expression,

$$\begin{aligned} \sigma_{vj,v'j'}(E) &= \frac{\pi}{(2j+1)k_i^2} \sum_K \sum_J (2J+1) \\ &\times \sum_{K'} P_{vjK,v'j'K'}^J(E), \end{aligned} \quad (2)$$

where k_i is the wave vector. The details of the scattering calculations for the $O(^3P)+HCl$ reaction on the $^3A''$ and $^3A'$ surfaces are essentially the same as in a recent paper.¹⁵

For the $O+HCl(v=2,j=1,6,9)\rightarrow OH(v'=0,1,j')+Cl$ transition calculations, converged results were obtained with

maximum values of J and $K(K')$ of 150 and 9, respectively. For the coupled channel aspect of the calculation we retained all reactant and product channels with internal energies less than $E_{\max}=55.35\text{ kcal mol}^{-1}$ (relative to $O+HCl(r_e)$) and with diatomic rotational quantum numbers ≤ 24 . A total of 2275 close-coupled equations were integrated using 120 hyperperradii sectors between $\rho_{\min}=1.8\text{ a.u.}$ for the $^3A''$ surface, 1.9 a.u. for the $^3A'$ surface and $\rho_{\max}=16.0\text{ a.u.}$ for both surfaces. In order to simulate the experimentally measured¹⁰ product OH relative $v'j'$ populations, we calculated the relative populations following the approach given in previous QCT calculations.¹¹ Thus, the relative population $P(v',j')$ is given by

$$P(v',j') = F(v',j')/F_{\text{tot}}, \quad (3)$$

where

$$\begin{aligned} F(v',j') &= \sum_i f(E_{\text{coll},i}) \sum_J (2J+1) \\ &\times \sum_{K,K'} P_{vjK,v'j'K'}^J(E_{\text{coll},i}), \end{aligned} \quad (4)$$

and

$$F_{\text{tot}} = \sum_{j'} [F(0,j') + F(1,j')]. \quad (5)$$

In Eq. (4) above, $f(E_{\text{coll},i})$ is the fitted experimental initial translational energy distribution function described below, and $E_{\text{coll}}=E-E_{vj}$.

For the $O+HCl(v=0,T=300\text{ K})\rightarrow OH(v',j')+Cl$ transition calculations, we applied the standard thermal averaging to the distribution of HCl internal states. Due to the low temperature of the system, the range of j and j' is smaller than for the $O+HCl(v=2,j=1,6,9)$ calculations, and the cross sections were well converged with K_{\max} equal to 6. However, since we are interested in higher collision energies, convergence with respect to J for $E_{\text{coll}}=33.2\text{ kcal mol}^{-1}$ (5 km s^{-1}) was not reached until $J_{\max}=220$. Higher collision energies require too much computational effort, so we stopped at $E_{\text{coll}}=33.2\text{ kcal mol}^{-1}$. All other parameters in the quantum reactive scattering calculations were the same as the calculations on the $O+HCl(v=2,j=1,6,9)\rightarrow OH(v'=0,1,j')+Cl$ transitions, except for the number of coupled channel equations which was reduced to 1729 as a result of the smaller K_{\max} .

C. Classical dynamics

For the QCT calculations, we use standard Monte Carlo techniques.²⁹ Table I summarizes the convergence parameters used in the various QCT calculations, where b_{\max} is the maximum impact parameter and Δt_{\min} is the minimum integration time step for the variable time step integrator. To model the experiments of Ref. 10 for the transitions the $O+HCl(v=2,j=1,6,9)\rightarrow OH(v'=0,1,j')+Cl$, the relative populations $P(v'j')$ were obtained analogous to the QM ones, and follow directly the approach described in previous QCT calculations.¹¹ The only difference from the QM calculations is that, instead of performing the collision energy

TABLE I. Convergence parameters for QCT calculations.

	b_{\max} (a.u.)	Δt_{\min} (a.u.)	Number of trajectories	Statistical uncertainty
$O(^3P) + HCl \rightarrow OH + Cl$ rate constant	4.0→4.8	0.01	5.e4→2.e4	<1%
$O(^3P) + HCl(v=2, j=1,6,9) \rightarrow$ $OH(v', j') + Cl(^2P)$	1000 K→2500 K 5.2	0.01	1000 K→2500 K ~8.e5 for each HCl(j)	<1% QCT-HB <10% QCT-GB
$O(^3P) + HCl(v=0, T=300\text{ K}) \rightarrow$ $OH(v', j') + Cl(^2P)$	3.4→4.8	0.01	2.e5, $v_{\text{rel}} \geq 6\text{ km s}^{-1}$ 6.e4, $v_{\text{rel}} \leq 5\text{ km s}^{-1}$ per coll. energy	1% (v)–10% (j)
$O(^3P) + HCl(v=0, T=300\text{ K}) \rightarrow$ $O(^3P) + HCl(v')$	3.4→4.8	0.01	2.e5, $v_{\text{rel}} \geq 6\text{ km s}^{-1}$ 6.e4, $v_{\text{rel}} \leq 5\text{ km s}^{-1}$ per coll. energy	1% (v)

average, the relative $OH(v', j')$ populations are obtained by directly sampling from the initial translational energy distribution described below for each trajectory.

To assign final internal energy states in the QCT calculations, we define the continuous rotational diatomic “quantum number,” j' ,

$$j' = J_r / \hbar - \frac{1}{2}, \quad (6)$$

where J_r is the magnitude of the product diatomic angular momentum vector, J_r . The continuous diatomic vibrational quantum number, v' , is assigned with the following standard semiclassical expression:

$$v' = \frac{1}{\pi \hbar} \int_{r_-}^{r_+} \left\{ 2\mu \left[\epsilon_{\text{int}} - V_D(r) - \frac{J_r \cdot J_r}{2\mu r^2} \right] \right\}^{1/2} dr - \frac{1}{2}, \quad (7)$$

where r_{\pm} are the classical turning points, ϵ_{int} is the internal energy, $V_D(r)$ is the diatomic potential, and μ is the reduced mass. For the QCT-HB calculations, v' and j' for a given trajectory are assigned to the nearest integer bin with equal weighting wherever they fall within the bin. When these “quantum numbers” are translated back into integer bins, they can correspond to energetically closed channels, a well-known problem of QCT-HB. As pointed out in Refs. 25 and 26, one can lessen this problem by applying a Gaussian shaped weighting function to the classical trajectories (QCT-GB) such that the trajectories with vibrational quantum numbers closest to an integer value are most heavily weighted, and those near the edges of a bin are effectively not considered. The weighting function used in the present work has the form,

$$G(v) = \frac{\beta}{\sqrt{\pi}} \exp(-(\beta(v' - n))^2), \quad (8)$$

where n is the bin integer value $n = (0, 1, 2, \dots)$ and β is the bin-width parameter. For the QCT-GB results, we used a value of $\beta = 16.651$ which corresponds to a full-width-half-maximum (FWHM) of 0.1. This width is quite narrow and effectively removes a large fraction of the trajectories. The results were insensitive to the exact value of β , varying by 2%–4% over a value corresponding to FWHM from 0.05 to 0.2. The QCT-GB correction has been used in a number of recent studies, and the major effect has been to remove the

hotter, energetically closed rotational populations. We note that in spirit the correction attempts to achieve a primitive semiclassical approach. However, since only a fraction of the trajectories falling in a bin contribute significantly, many more trajectories need to be computed for statistical accuracy comparable to QCT-HB. As an indication of the comparative statistics between QCT-HB and QCT-GB, Table II gives the number of trajectories for all reactive transitions, $O + HCl(v=2, j=1,6,9) \rightarrow OH(v'=1, j') + Cl$, for the QCT-HB and QCT-GB trajectory calculations. Of the 800 000 classical trajectories run for these transitions, 61 614 contributed to OH product. Of these 41 371 contributed to the QCT-HB result for $v'=1$ ($0.5 \leq v' \leq 1.5$), with 6 163 in the range $0.95 \leq v' \leq 1.05$ most important for QCT-GB with a full-width half-maximum of 0.1.

D. Initial translational energy distributions for $O + HCl(v=2, j=1,6,9) \rightarrow OH(v', j') + Cl$

Modeling of the state specific rovibronic experiments of Ref. 10 for the transitions, $O + HCl(v=2, j=1,6,9) \rightarrow OH(v', j') + Cl$ is complicated by the fact that collisions take place over a range of initial translational energies. Ultimately, the center of mass frame translational energy distribution of the $O + HCl$ reagents must account for the relative thermal motion of the HCl with respect to the initial O atom velocities imparted from photodissociation of NO_2 .^{30–33} The general form of the translational energy distribution for such collisions has been derived in the literature.³¹ For $O + HCl$ Ref. 14 reports, without supporting details, a reagent translational energy distribution that is Boltzmann-type centered at $\sim 2.3\text{ kcal mol}^{-1}$ and extending to $\sim 8.1\text{ kcal mol}^{-1}$. Since there remains some ambiguity about the actual initial translational energy distribution for $O + HCl$, in the Appendix we explicitly give the functional form for the translational en-

TABLE II. Number of QCT reactive trajectories for the transition $O + HCl(v=2, j=1,6,9) \rightarrow OH(v'=1, j')$ as a function of the bin width.

j	$0.5 \leq v' \leq 1.5$	$0.9 \leq v' \leq 1.1$	$0.95 \leq v' \leq 1.05$
1	41371	12527	6163
6	10982	2488	1301
9	6898	2349	1145

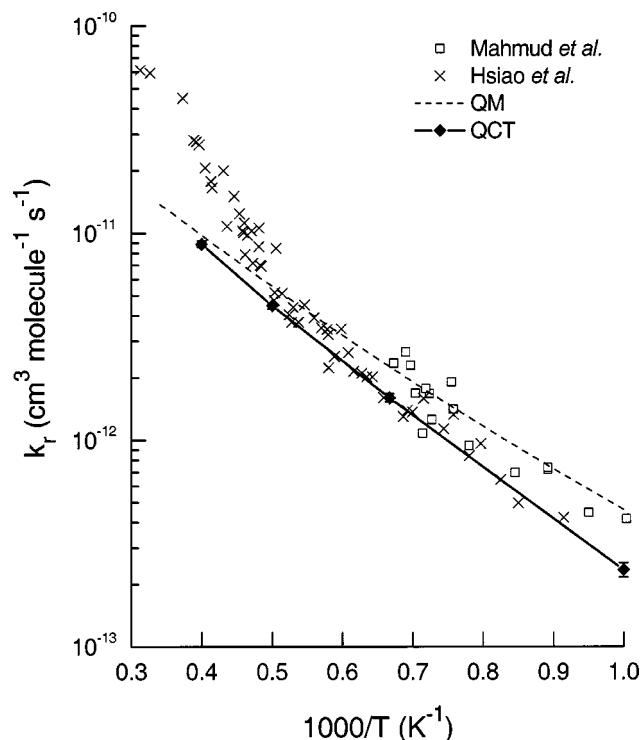


FIG. 1. Thermal rate constant for $\text{O} + \text{HCl}(v=0) \rightarrow \text{OH} + \text{Cl}$ from 1000 to 3000 K. \square , Measurements of Ref. 3; \times , measurements of Ref. 2; ---, QM results of Ref. 15, $-\blacklozenge-$, present QCT-HB results.

ergy distribution specifically applied to the O+HCl measurements of Ref. 10, and the details of its derivation are discussed. We present a Monte Carlo sampling method to determine initial collision velocities based on this functional form that is particularly convenient and efficient for the present QCT calculations. The initial translational energy distributions obtained are similar to those reported in Ref. 14.

III. RESULTS

A. Rate constant for $\text{O} + \text{HCl}(v=0) \rightarrow \text{OH} + \text{Cl}$

Figure 1 shows the present calculated QCT-HB and QM results¹⁵ along with recent experimental results between 1000 K and ~ 3000 K. Both QCT-HB and QM results include the $^3A''$ and $^3A'$ surfaces. As shown previously, the QM results are in excellent agreement with measurements up to ~ 2000 K. Above this temperature, it was shown that the OCl channel is likely not contributing, and the differences between theory and measurement remain an open issue. The QCT-HB results are about a factor of 2 lower than the QM results at 1000 K, but by 2500 K they are nearly identical. This is consistent with a previous study using other surfaces at lower temperatures¹⁴ and with the expectation that tunneling is becoming less important with increasing energy. These calculations help confirm that the O+HCl potentials are being used consistently in the quantum and classical scattering calculations.

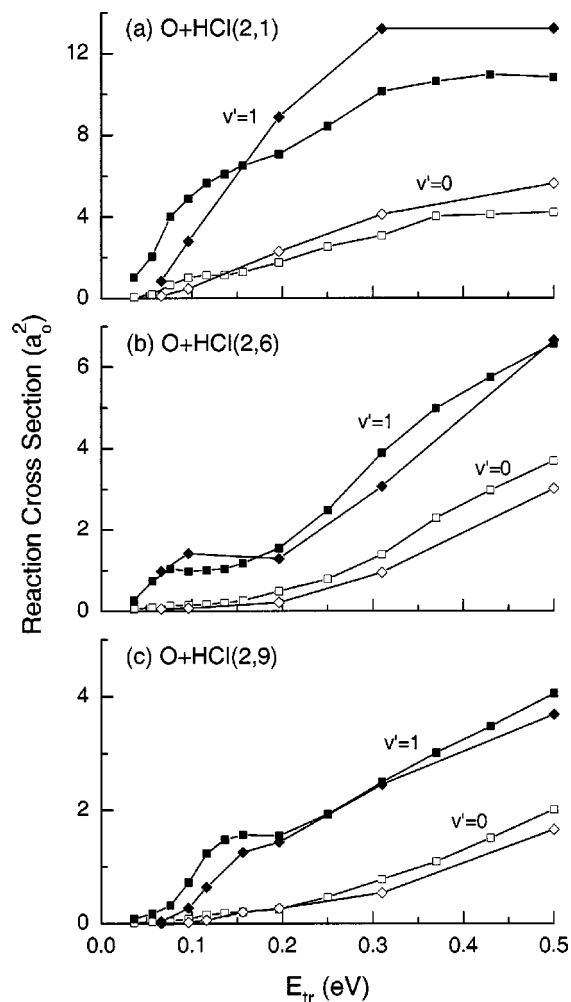


FIG. 2. (a)–(c) Vibrationally resolved cross sections as a function of energy for the transitions $\text{O} + \text{HCl}(v=2, j=1,6,9) \rightarrow \text{OH}(v'=0,1) + \text{Cl}$. \square , QM results for $v'=0$; \blacksquare , QM results for $v'=1$; \diamond , QCT-HB results for $v'=0$; \blacklozenge , QCT-HB results for $v'=1$.

B. Cross sections and relative populations for $\text{O} + \text{HCl}(v=2, j=1,6,9) \rightarrow \text{OH}(v'j') + \text{Cl}$

We wish to model the measurements of Ref. 10 for the transitions, $\text{O} + \text{HCl}(v=2, j=1,6,9) \rightarrow \text{OH}(v'j') + \text{Cl}$. As discussed earlier, the initial collision energies have a Boltzmann-type spread from 0 up to ~ 8 kcal mol⁻¹. To understand the impact of this energy distribution and for a more straightforward comparison between QM and QCT results, in Fig. 2 we show the energy dependence of the cross sections for the present calculated QCT-HB and QM results for the transitions $\text{O} + \text{HCl}(v=2, j=1,6,9) \rightarrow \text{OH}(v'=0,1) + \text{Cl}$. For comparison purposes these results use only the $^3A''$ surface. (The $^3A'$ surface makes a relatively small contribution to the cross section.) Except very near threshold, the agreement between QCT-HB and QM results is remarkably good including the local structure between 0.1 and 0.2 eV where QCT calculations were done for $\text{HCl}(v=2, j=6,9)$. (We wish to emphasize that the QCT cross sections at fixed energy presented in Fig. 2 were not used to generate results for comparison purposes with the measurements of Ref. 10. To compute relative populations, QCT results were obtained by directly sampling from the initial translational energy distri-

bution discussed earlier.) We note that as in Ref. 14 Fig. 11, the $\text{HCl}(v=2, j=1)$ cross section is much larger than the other transitions. However, all cross sections presented here are about a factor of 2 larger than those in Ref. 14. The relative magnitude ordering of the $\text{HCl}(v=2, j)$ cross sections of the present results are much different than those using the surface of Ref. 11.

We note that the collision energy distribution in the measurements of Ref. 10 are Boltzmann-type with a maximum near 0.1 eV, but the calculated energy dependent cross sections continue to rise rapidly after this energy. The net effect is that collisions near 0.2 eV appear to be the most important. Furthermore, we have found that results for a fixed collision energy around 0.2 eV are quite similar to results taking into account the full initial translational energy distribution.

Figure 3 shows the present theoretical results, QM, QCT-HB (histogram binning), and QCT-GB (Gaussian binning), along with the measurements of Ref. 10 for the transitions $\text{O}+\text{HCl}(v=2, j=1, 6, 9) \rightarrow \text{OH}(v'=0, 1, j')+\text{Cl}$ in terms of relative populations for each initial $\text{HCl}(v=2, j)$ state. The theoretical results use the full initial translational energy distribution discussed earlier and both $^3A''$ and $^3A'$ states.

A significant result of the present calculations as shown in Fig. 3 is that the QM relative populations are much narrower and larger at the peak than the measurements, with the prominent $\text{OH}(\text{low } j')$ populations in the measured results nearly absent in the QM results. The peak locations of the rotational populations agree very well between the QM and experimental results, especially for $\text{OH}(v'=1)$. The differences between QM and experimental results are consistent across the $\text{HCl}(v=2, j)$ initial states and extend far beyond measured error bars. This may mean that the new benchmark surfaces are not adequate to describe the $\text{O}+\text{HCl}(v=2, j) \rightarrow \text{OH}(v' j')+\text{Cl}$ transitions and/or the measurements themselves require reassessment. It may also point to the importance of spin-orbit coupling effects with nearby singlet states²⁴ or other kinds of electronic state interactions not taken into account in the present study. We note for example that Ref. 10 measures the $\text{OH } ^2\Pi_{3/2}$ component only, and this may have to be explicitly accounted for in the modeling.

As a point of reference, the present QCT-HB results are in fair agreement with the measurements, although consistently extending too high in $\text{OH}(j')$ and predicting an $\text{OH}(j')$ maximum that is too low in $\text{OH}(j')$. The QCT-HB results have the same level of agreement with earlier QCT results using a different surface.^{11,13} The largest difference between the present QCT-HB results and measurements occur for $\text{HCl}(v=2, j=6)$.

Another significant finding of the present study is that the QCT-GB results are dramatically different from the QCT-HB results and closely resemble the QM results for all transitions. The QCT-GB correction, in addition to lessening the very high j' populations as seen in earlier studies on other systems,²⁵ severely diminishes the low j' populations, narrowing and shifting the j' distribution to match the QM results very well. Since the QCT-GB correction seen here is far larger and different than seen in other systems, we have examined the classical joint vibrational/rotational (continu-

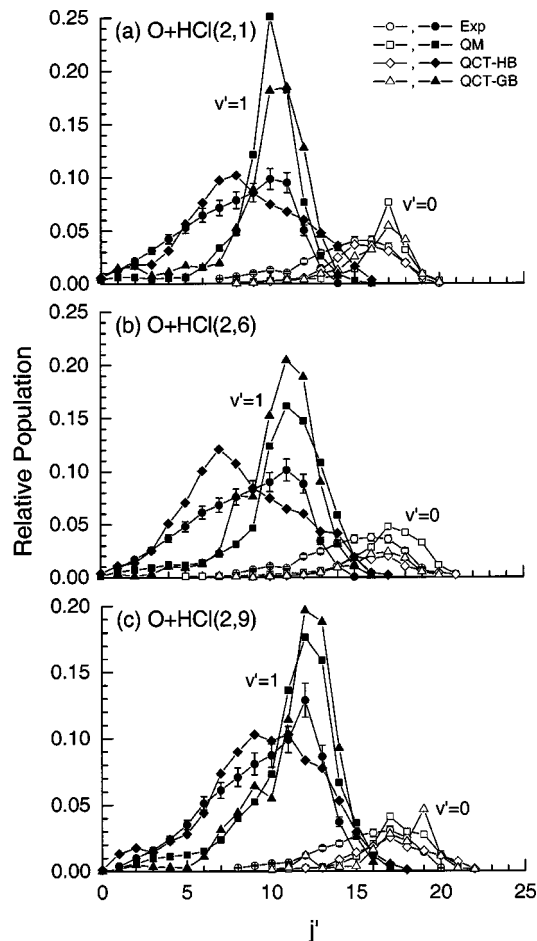


FIG. 3. (a)–(c) Relative populations of $\text{OH}(v' j')$ as a function of $\text{OH}(j')$ level for the transitions $\text{O}+\text{HCl}(v=2, j=1, 6, 9) \rightarrow \text{OH}(v'=0, 1)+\text{Cl}$. \circ , Experimental results of Ref. 10 for $v'=0$; \bullet , Experimental results of Ref. 10 for $v'=1$; \square , QM results for $v'=0$; \blacksquare , QM results for $v'=1$; \diamond , QCT-HB results for $v'=0$; \blacklozenge , QCT-HB results for $v'=1$; \triangle , QCT-GB results for $v'=0$; \blacktriangle , QCT-GB results for $v'=1$.

ous) distributions to understand the underlying mechanism for its apparent success. In Fig. 4 we show a contour plot of the joint probability as a function of the continuous classical vibrational and rotational quantum numbers using trajectories for the transition $\text{O}+\text{HCl}(v=2, j=1) \rightarrow \text{OH}(v' j')+\text{Cl}$. The contours have a distinct ridgelike shape along a line of high- j_{cl} , low- v_{cl} and extend to low- j_{cl} , high- v_{cl} , cutting off on the high energy side at the maximum available product energy. The ridge extends from the maximum near $v_{\text{cl}}=1.25$, $j_{\text{cl}}=7.5$ toward the low- v_{cl} , high- j_{cl} corner, and appreciably stretches into the $v_{\text{cl}}=2$ bin.

For $\text{O}+\text{HCl}(v=2, j=1) \rightarrow \text{OH}(v'=0, j')+\text{Cl}$ transitions for example, QCT-HB will use all trajectories with v_{cl} between -0.5 and 0.5 with equal weighting, while QCT-GB will weight the trajectories with a Gaussian function such that those trajectories within the shaded band around $v_{\text{cl}}=0.0$ will be very heavily weighted. Because of the ridgelike shape of the probability and its orientation, it is clear how application of the Gaussian weighting narrows the rotational distribution. Because within a full bin the probability is weighted toward high v_{cl} and low- j_{cl} , application of the weighting function removes a great deal of high- v (low- j)

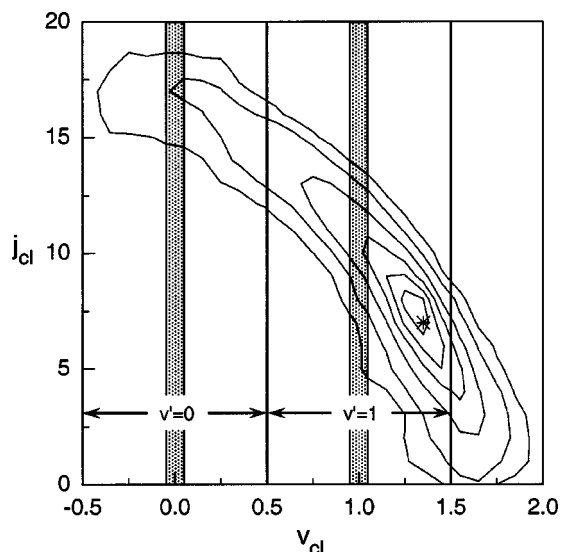


FIG. 4. Joint probabilities of the continuous QCT rotational (j_{cl}) and vibrational (v_{cl}) action for the transitions $O+HCl(v=2,j=1)\rightarrow OH(v'j') + Cl$. The contours (0.9, 0.7, 0.5, 0.3, 0.1, and 0.05) are normalized such that the maximum is 1.0 (indicated by an *). Results include contributions from both the $^3A'$ and $^3A''$ electronic states.

populations. It is also interesting that weighting recovers the QM relative population magnitudes. Although promising, this work is preliminary, and we report only limited results using the Gaussian binning correction in this paper. But we do note that the Gaussian binning apparently has only a small effect on vibrational and total cross sections. Future work will investigate in detail the underlying fundamental reasons for the correction's apparent success in these particular O+HCl transitions and how the Gaussian binning correction behaves in other O+HCl transitions and in other systems.

Table III gives total and fractional product energies as a function of initial HCl(j) level. The experiment entries are taken from Ref. 10. We adopt their convention for defining energies for a more direct comparison: $\langle E_{tot'} \rangle$ is defined as the sum of initial vibrational energy, average initial translational energy, initial rotational energy and the heat of formation, $\langle E_{v'} \rangle$ is the average final OH vibrational energy with respect to the OH zero point, $\langle E_{r'} \rangle$ is the average final OH rotational energy, and the average final translational energy is defined $\langle E_{T'} \rangle = \langle E_{tot'} \rangle - (\langle E_{v'} \rangle + \langle E_{r'} \rangle)$. We also adopt the convention for the average fractional final energies, $\langle f'_{v',r',T'} \rangle = (\langle E_{v'}, E_{r'}, E_{T'} \rangle) / \langle E_{tot'} \rangle$. The table entries reflect results evident from the figures. Since the low OH(j') populations observed in the measurements are nearly absent in the QM and QCT-GB results, the average rotational energy fraction in the QM and QCT-GB results are larger than the measurements for all transitions. In fact, for all transitions the QM fractional rotational energies are larger than the QM fractional vibrational energies, which is opposite to what is observed experimentally. The fractional amount of internal energy is greater for all theoretical results compared to measurements, and the partitioning of energy between vibration and rotation in the theoretical results varies more as a function initial HCl(j) level than the measurements. The

TABLE III. Average total and fractional energy partitioning for the $OH(v'j')$ product for transitions $HCl(v=2,j)\rightarrow OH(v'j') + Cl$. Main entries include $OH(v'=0,1)$ states and for QCT results are obtained by assigning energies after quantum binning. QCT entries in parentheses include all transitions to $v'=0, 1$, and 2 OH states, and they were obtained by assigning energies of classical trajectories directly, before binning into quantum $OH(v'j')$ final states. All energies are in kcal mol $^{-1}$.

		Experiment			
		Ref. 10	QM	QCT-HB	QCT-GB
HCl($j=1$)	$\langle E_{tot'} \rangle$	18.6			
	$\langle E_{v'} \rangle$	7.3	8.2	8.3	8.2
	$\langle E_{r'} \rangle$	5.9	7.3	6.2	7.4
	$\langle E_{T'} \rangle$	5.4	3.1	4.0	3.1
	$\langle f_{v'} \rangle$	0.395	0.439	0.449(0.547)	0.441(0.440)
	$\langle f_{j'} \rangle$	0.320	0.495	0.331(0.272)	0.395(0.361)
	$\langle f_{T'} \rangle$	0.285	0.166	0.220(0.181)	0.164(0.199)
HCl($j=6$)	$\langle E_{tot'} \rangle$	19.8			
	$\langle E_{v'} \rangle$	7.6	8.0	9.2	9.2
	$\langle E_{r'} \rangle$	6.4	8.5	5.4	7.2
	$\langle E_{T'} \rangle$	5.8	3.3	5.2	3.5
	$\langle f_{v'} \rangle$	0.386	0.403	0.464(0.622)	0.463(0.504)
	$\langle f_{j'} \rangle$	0.325	0.431	0.273(0.210)	0.363(0.310)
	$\langle f_{T'} \rangle$	0.289	0.166	0.263(0.168)	0.174(0.186)
HCl($j=9$)	$\langle E_{tot'} \rangle$	21.2			
	$\langle E_{v'} \rangle$	8.2	8.5	8.9	8.7
	$\langle E_{r'} \rangle$	7.0	8.6	7.0	8.8
	$\langle E_{T'} \rangle$	6.0	4.1	5.3	3.8
	$\langle f_{v'} \rangle$	0.386	0.402	0.421(0.611)	0.408(0.602)
	$\langle f_{j'} \rangle$	0.331	0.406	0.330(0.212)	0.414(0.242)
	$\langle f_{T'} \rangle$	0.284	0.192	0.249(0.177)	0.178(0.156)

QCT-HB average rotational fractions are in fair agreement with the experimental results. Including contributions from the $OH(v'=2)$ QCT results makes the fraction of energy going into vibration much larger, as expected from examination of the joint classical vibration/rotation actions.

Table IV gives the cross section summed over $OH(v'=0,1,j')$ as a function of HCl(j) level. Although the QCT and QM results are different in magnitude, they show a very similar decrease in cross section as a function of the initial HCl(j): a factor of 3.4 for QCT-HB and 5.3 for QM in going from HCl($j=1$) to HCl($j=9$). In contrast, the experimental results *increase* as a function of HCl(j) by a factor of 1.5 ± 0.5 in going from HCl($j=1$) to HCl($j=9$).¹⁰

The vibrational branching ratios, $\sigma(v'=1)/\sigma(v'=0)$ are shown in Table V as a function of HCl(j) level. For HCl($j=1$) all theoretical results are in fair agreement with each other and they are larger than the experimental results. The QM and experimental results are in fair agreement for HCl($j=6,9$). However, the QCT results are all consistently

TABLE IV. Total cross section summed over all final states $OH(v'j')$ as a function of HCl(j) level for the transition $O+HCl(v=2,j)\rightarrow OH(v',j') + Cl$.

j	QCT-HB σ (a.u.)	QM σ (a.u.)
1	1.294	2.869
6	0.440	0.685
9	0.386	0.546

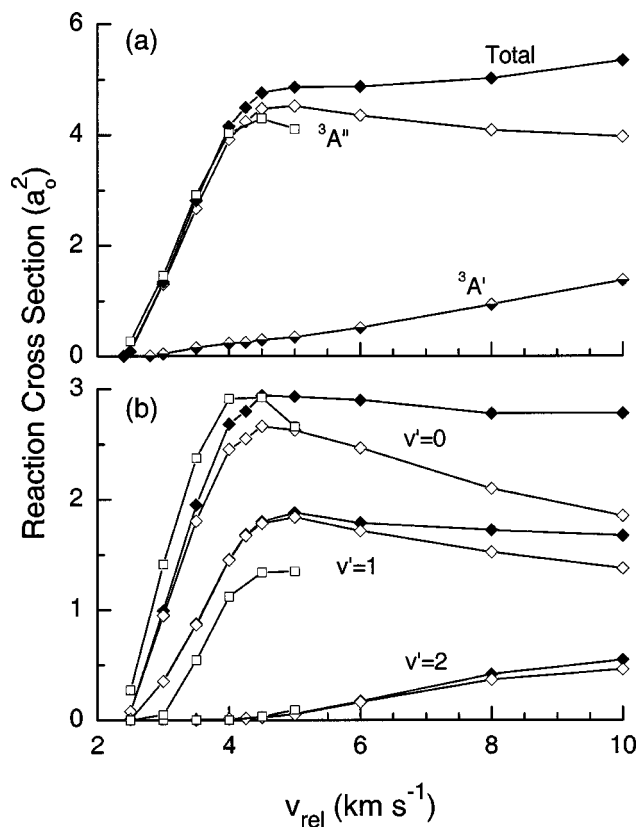


FIG. 5. Total and vibrationally resolved cross sections for $\text{O}+\text{HCl}(v=0, T=300\text{ K})\rightarrow\text{OH}+\text{Cl}$ as a function of relative collision velocity. (a) Total cross sections for $\text{O}+\text{HCl}(v=0, T=300\text{ K})\rightarrow\text{OH}+\text{Cl}$ and their electronic components. \blacklozenge , QCT-HB total cross section including the $^3A''$ and $^3A'$ states; \square , QM results for the $^3A''$ state up to 5 km s^{-1} ; \diamond , QCT-HB results for the $^3A''$ state; \blacklozenge , QCT-HB results for the $^3A'$ state. (b) Total vibrationally resolved cross sections for $\text{O}+\text{HCl}(v=0, T=300\text{ K})\rightarrow\text{OH}(v')+\text{Cl}$ and their electronic components. \blacklozenge , QCT-HB total cross section including $^3A''$ and $^3A'$ states for $v'=0, 1$, and 2 ; \diamond , QCT-HB total cross section only including the $^3A''$ state for $v'=0, 1$, and 2 ; \square , QM total cross section for the $^3A''$ state only up to 5 km s^{-1} for $v'=0, 1$, and 2 .

much larger than the experiment, especially for $\text{HCl}(j=6)$, although the QCT-GB correction does improve agreement with the QM results. The underestimate of the $v'=0$ level contribution in the QCT-HB results is not fully recovered in the QCT-GB correction.

C. Cross sections for $\text{O}+\text{HCl}(v=0, T=300\text{ K})\rightarrow\text{OH}(v'j')+\text{Cl}$

As a guide to possible future hyperthermal O-atom beam measurements centered near $\sim 8\text{ km s}^{-1}$ ($85.0\text{ kcal mol}^{-1}$), which surmount the reaction energy barrier through reagent translation as opposed to internal energy, we present results

TABLE V. Vibrational branching ratios $\text{OH}(v'=1)/\text{OH}(v'=0)$ for $\text{O}+\text{HCl}(v=2, j)\rightarrow\text{OH}(v', j')+\text{Cl}$.

	$j=1$	$j=6$	$j=9$
Experiment	2.6 ± 0.1	3.0 ± 0.1	4.1 ± 0.2
QM	4.0	3.6	5.1
QCT-HB	4.5	9.1	7.0
QCT-GB	4.1	8.7	5.6

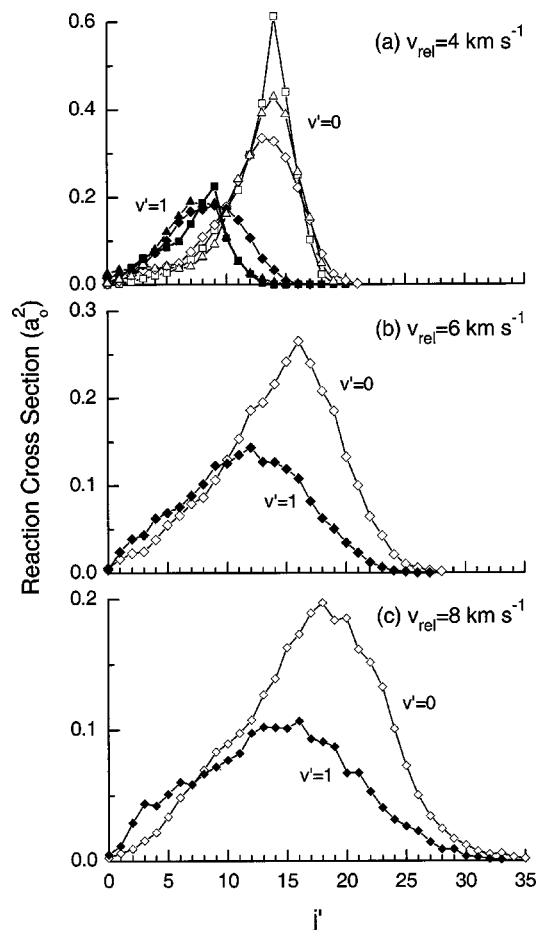


FIG. 6. (a)–(c) Rotationally resolved cross sections vs $\text{OH}(j')$ for the transitions $\text{O}+\text{HCl}(v=0, T=300\text{ K})\rightarrow\text{OH}(v'=0, 1, j')+\text{Cl}$ at $4, 6$, and 8 km s^{-1} , respectively. \square , QM results at 4 km s^{-1} for $v'=0$; \blacksquare , QM results at 4 km s^{-1} for $v'=1$; \diamond , QCT-HB results at $4, 6$, and 8 km s^{-1} for $v'=0$; \blacklozenge , QCT-HB results at $4, 6$, and 8 km s^{-1} for $v'=1$; \triangle , QCT-GB results at 4 km s^{-1} for $v'=0$; \blacktriangle , QCT-GB results at 4 km s^{-1} for $v'=1$.

for the transition $\text{O}+\text{HCl}(v=0, T=300\text{ K})\rightarrow\text{OH}(v'j')+\text{Cl}$ from threshold to 10 km s^{-1} collision velocity ($\sim 133\text{ kcal mol}^{-1}$). This is the first time to our knowledge that results for this system have been presented above $\sim 20\text{ kcal mol}^{-1}$. The upper energy range of these calculations is far beyond the energy threshold for the $\text{OCl}+\text{H}$ channel at ($\sim 38\text{ kcal mol}^{-1}$) and the reported valid range of the potential surfaces even for the $\text{OH}+\text{Cl}$ channel. The present results above $\sim 40\text{ kcal mol}^{-1}$ ($\sim 5.5\text{ km s}^{-1}$) use what is really an extrapolation of the fitted surfaces, and so there is a large uncertainty associated with any dynamical results generated from them. However, the present calculations yield important qualitative information and serve as a baseline for future work.

Figure 5 shows results for the QM and QCT-HB reactive cross section for $\text{O}+\text{HCl}(v=0, T=300\text{ K})\rightarrow\text{OH}(v')+\text{Cl}$ as a function of relative collision velocity. The QM results include only the $^3A''$ surface and the QCT-HB results include both surfaces. Figure 5(a) shows the QCT-HB total reactive cross section, the $^3A''$ and $^3A'$ component contributions, and the QM results for the $^3A''$ surface alone. There is excellent agreement between the QM and QCT-HB results. They show

a steep rise from threshold and a leveling off of the total cross section which is dominated by the $^3A''$ contribution. Above $\sim 4 \text{ km s}^{-1}$ ($21.3 \text{ kcal mol}^{-1}$) the cross section remains constant over a large velocity range. Figure 5(b) shows the vibrationally resolved cross sections as a function of velocity. There is generally good agreement between QM and QCT-HB results, but the $v'=0$ cross sections are underestimated and the $v'=1$ are overestimated by the QCT-HB method, consistent with our findings in Table V. There is a large falloff in the cross section with vibrational quanta, especially near threshold, with most of the product energy going into translation and rotation. This is consistent with a late barrier picture of the energy release.

Figure 6 shows the $\text{OH}(j')$ cross sections for $\text{OH}(v'=0,1)$ at collision velocities of 4, 6, and 8 km s^{-1} (21.3 , 47.8 , and $85.0 \text{ kcal mol}^{-1}$, respectively). QCT-HB results are shown for all velocities, and QCT-GB and QM results are shown at 4 km s^{-1} . For the QCT-GB results, $5.e5$ trajectories were run on each of the $^3A''$ and $^3A'$ surfaces in order to obtain acceptable statistics. The rotational distributions peak approximately between $j'=10$ and $j'=20$ (~ 6 and $\sim 23 \text{ kcal mol}^{-1}$) and extend up to $j'=35$ (68 kcal mol^{-1}) at 8 km s^{-1} . At 4 km s^{-1} , agreement between QM and QCT-HB results is good with the QM results slightly narrower, but with the same peak locations. The QCT-HB results extend farther in $\text{OH}(j')$ than the QM results, particularly for $v'=1$. The QCT-GB correction, however, improves the comparison with the QM results for $v'=0$, and corrects the high j' fall-off for $v'=1$. At the same time, the original low j' QCT-HB results are hardly changed, so that the QCT-GB and QM results are in very good agreement for $v'=1$. The effect of the QCT-GB correction for the rotational distributions at 4 km s^{-1} is consistent with that seen in other studies,²⁵ but very much different for the $\text{O}+\text{HCl}(v=2,j)$ transitions discussed earlier. It is remarkable that the QCT-GB correction is effective for such different cases and indicates promise for applications to other chemical systems.

Figure 7 shows the average rotational quantum number of the $\text{OH}(j')$ product as a function of collision velocity. There is good agreement between the QCT-HB and QM results except near threshold, showing the steep increase in $\text{OH}(j')$ with velocity. Figure 8 shows the fractional energy release in products as a function of collision velocity. Above 5 km s^{-1} , the fraction of energy in rotation exceeds vibration. The high $\text{OH}(j')$ populations will produce a distinct band-head OH spectrum for the nascent products, something that should be experimentally observable. The strong translational and rotational energy release in this reaction is consistent with the late barrier in the $^3A''$ potential energy surface. Finally, Fig. 9 shows the $\text{OH}(v')$ angular distribution at 8 km s^{-1} as a function of the center of mass scattering angle. The dominant $v'=0$ and $v'=1$ cross sections are quite forward peaked indicating a stripping mechanism.

D. Collisional excitation of HCl: $\text{O}+\text{HCl}(v=0, T=300 \text{ K}) \rightarrow \text{O}+\text{HCl}(v'=1)$

Hyperthermal O atom observations may also contain a substantial collisional excitation component. To investigate this possibility we have performed QCT-HB calculations on

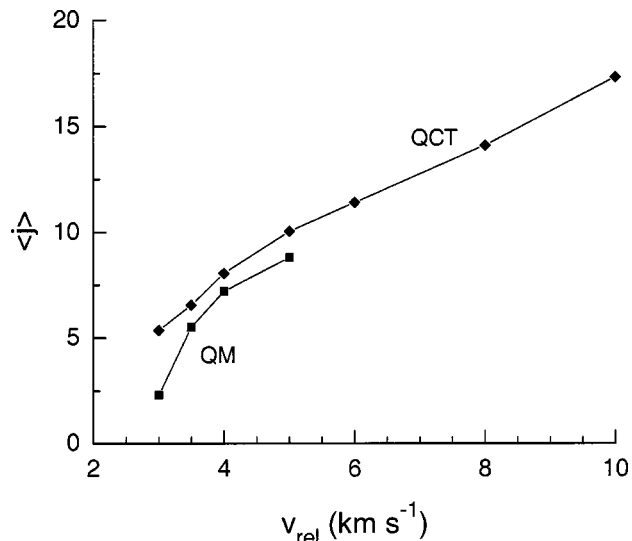


FIG. 7. Average $\text{OH}(j')$ quantum number vs relative collision velocity for the transitions $\text{O}+\text{HCl}(v=0, T=300 \text{ K}) \rightarrow \text{OH}(v'j')+\text{Cl}$ summed over v' . ■, QM results; ◆, QCT-HB results.

the transition $\text{O}+\text{HCl}(v=0, T=300 \text{ K}) \rightarrow \text{O}+\text{HCl}(v'=1)$. The results are shown in Fig. 10 broken down into $^3A''$ and $^3A'$ components. Near threshold, the $^3A''$ surface contribution dominates and the cross sections are relatively small. Above 6 km s^{-1} , however, the $^3A'$ surface contribution becomes most important in what is likely a different excitation mechanism. As mentioned earlier, the fitted $^3A''$ and $^3A'$ surfaces use the same two-body fragment potentials. It could be that the same set of initial conditions leads to reaction on the $^3A''$ surface and very effective nonreactive vibrational excitation on the $^3A'$ surface. At these high velocities, the total cross section begins a steep rise making collisional excitation channel comparable in magnitude to the reactive channel.

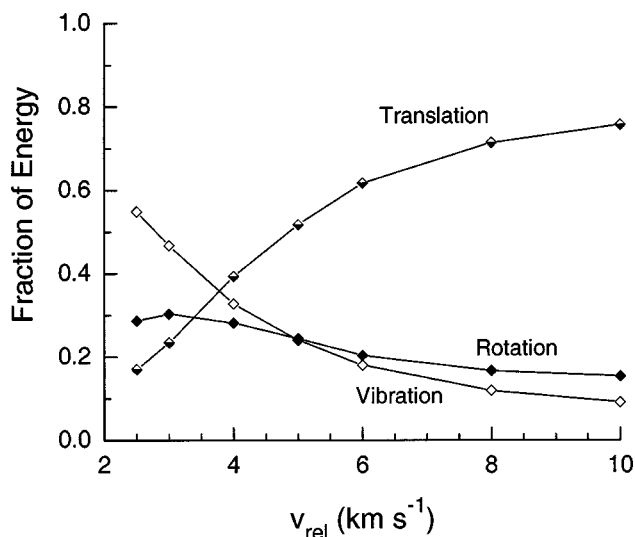


FIG. 8. Fractional energy disposal into OH products for the QCT-HB results vs relative collision velocity for the transitions $\text{O}+\text{HCl}(v=0, T=300 \text{ K}) \rightarrow \text{OH}(v'j')+\text{Cl}$. ◆, Translational energy; ◇, vibrational energy; ◆, rotational energy.

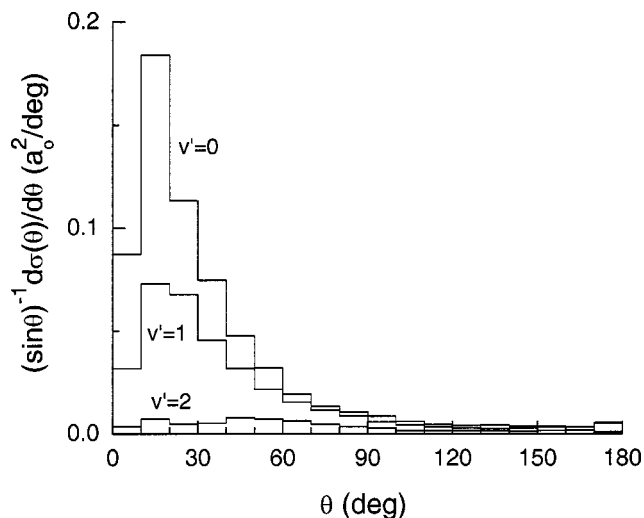


FIG. 9. Vibrationally resolved angular differential cross section, $\sin^{-1}(\theta)d\sigma/d\theta$, vs center of mass angle, θ , at 8 km s^{-1} for the QCT-HB results for the transitions $\text{O} + \text{HCl}(v=0, T=300 \text{ K}) \rightarrow \text{OH}(v') + \text{Cl}$.

IV. SUMMARY

We have performed time-independent quantum mechanical (QM) dynamics calculations with the new benchmark triplet surfaces of Ref. 1 for the rovibronic state-to-state experiments of the reaction, $\text{O}({}^3P) + \text{HCl}(v=2, j=1, 6, 9) \rightarrow \text{OH}(v'j') + \text{Cl}({}^2P)$, from Ref. 10. Although the $\text{OH}(j')$ peak locations agree well between QM results and experiment, the QM results have a significantly narrower distribution of rotational states than measurements and previous classical dynamics studies. The $\text{OH}(\text{low } j')$ populations observed in the measurements are nearly absent in the QM results. Possible implications of the present QM results are that the new benchmark surfaces are not adequate to describe the $\text{O} + \text{HCl}(v=2, j) \rightarrow \text{OH}(v'j') + \text{Cl}$ transitions and/or the measurements themselves require reassessment. It could also be that the QM approach requires inclusion of spin-orbit

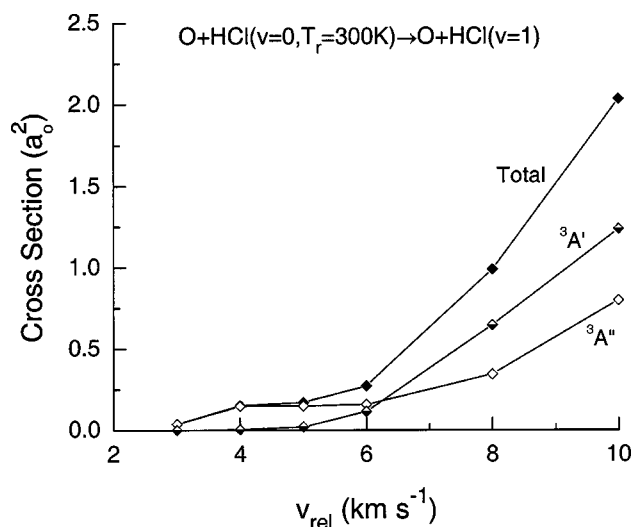


FIG. 10. Total and electronic state component collisional excitation cross sections vs relative collision velocity for the QCT-HB results for the transition $\text{O} + \text{HCl}(v=0, T_r=300 \text{ K}) \rightarrow \text{HCl}(v'=1) + \text{Cl}$. \blacklozenge , Total cross section; \diamond , ${}^3A''$ component; \blacklozenge , ${}^3A'$ component.

coupling effects with nearby singlet states or other kinds of electronic state interactions not taken into account in the present study.

We have also performed quasiclassical trajectory with histogram binning (QCT-HB) calculations on these same benchmark surfaces. The QCT-HB rotational distributions, which are qualitatively consistent with measurements and classical dynamics studies using other surfaces, are much broader than the QM results. Application of a Gaussian binning correction (QCT-GB) dramatically narrows and shifts the QCT-HB rotational distributions to be in very good agreement with the QM results. The cause of the large QCT-GB correction stems from the special shape of the classical rotational/vibrational action joint distribution of OH products. Future work will investigate in detail the underlying fundamental reasons for the correction's apparent success in $\text{O} + \text{HCl}$ and how the Gaussian-binning correction behaves in other systems. The striking consistency of the QM and QCT-GB results and their differences with measurements highlight the fact that detailed understanding of this chemical system is still far away.

We have also performed QM and QCT calculations for the reactive transitions, $\text{O} + \text{HCl}(v=0, T=300 \text{ K}) \rightarrow \text{OH}(v', j') + \text{Cl}$ from threshold to $\sim 130 \text{ kcal mol}^{-1}$ collision energy as a guide for possible future hyperthermal O-atom measurements. Above $\sim 40 \text{ kcal mol}^{-1}$ we expect only qualitative results as this is beyond the reported valid range of the surfaces. However, these results will be an important baseline for future measurements and theoretical studies. We find in general a mixed energy release into translation and rotation consistent with a late barrier to reaction. The rotational distributions are extremely hot and should give rise to distinct OH bandhead spectra. Angular distributions at high collision energy are forward peaked consistent with a stripping mechanism. We have also performed QCT calculations on the direct collisional excitation channel, $\text{O} + \text{HCl}(v=0, T=300 \text{ K}) \rightarrow \text{O} + \text{HCl}(v'=1)$, in the same energy range with the same benchmark surfaces. Vibrational excitation cross sections are large, comparable in magnitude to the reactive channel cross sections. Although the ${}^3A''$ state dominates most collision processes, above $\sim 48 \text{ kcal mol}^{-1}$, the ${}^3A'$ state plays the major role in collisional excitation.

ACKNOWLEDGMENTS

M.B. and J.W.D. acknowledge support through a Small Business Innovative Research (SBIR) award from the Missile Defense Agency (MDA) Contract No. F04611-03-C-0015. M.B. and J.W.D. thank Dr. M. Venner of the Air Force Research Laboratory for technical oversight of this work. M.B. and J.W.D. also acknowledge support from the DoD through Contract No. F19628-00-C-0006. J.B. thanks the Department of Energy (DE-FG02-97ER14782) for support. J.B. thanks Javier Aoiz for suggesting the Gaussian weighting procedure.

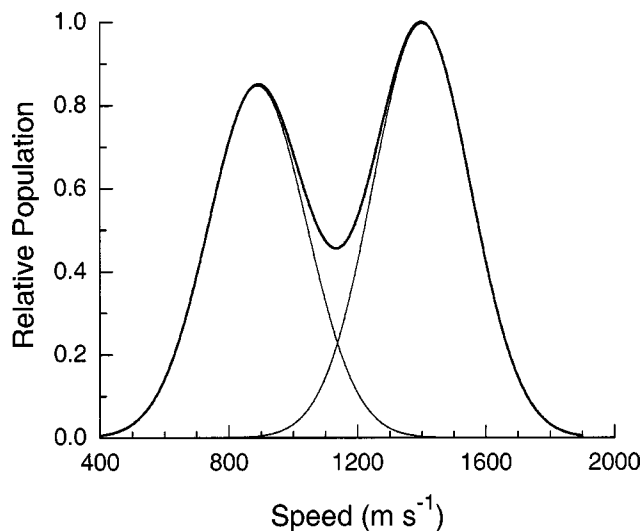


FIG. 11. Fit of the O atom speed distribution showing the two Gaussian-type components and their sum from the measurements of Ref. 32. The maximum value is set to 1.0.

APPENDIX: O+HCl TRANSLATIONAL ENERGY DISTRIBUTION FOR THE MEASUREMENTS OF REF. 10

In this appendix, we review the derivation of the center of mass frame reagent translational energy distribution for the rovibronic state-specific measurements of Ref. 10, $\text{O} + \text{HCl}(v=2, j=1,6,9) \rightarrow \text{OH}(v', j') + \text{Cl}$. The reagent O-atoms are initially formed from photodissociation of NO_2 . The resulting measured O atom velocity distribution of Ref. 32 (represented by the sum of the two Gaussians) is shown in Fig. 11. The O atom velocity in this figure is in the center of mass frame of the NO_2 precursor. The lower velocity Gaussian-shaped peak corresponds to formation of $\text{NO}(v=1)$ and the higher velocity peak to formation of $\text{NO}(v=0)$. The explicit form used to model this distribution is

$$f(u) = A \exp(-(a(u-u_1))^2) + B \exp(-(b(u-u_2))^2), \quad (\text{A1})$$

where $u_1 = 890 \text{ m s}^{-1}$, $u_2 = 1400 \text{ m s}^{-1}$, $a = 4.6353e-3 \text{ s m}^{-1}$, $b = 4.6353e-3 \text{ s m}^{-1}$, $A = 0.847$, and $B = 0.997$.

To model the O+HCl measurements of Ref. 10, we need the O+HCl center of mass frame relative velocity distribution. First, the velocity in the NO_2 frame is averaged over the thermal distribution of the NO_2 precursor, which results in an O atom distribution in the laboratory frame [Eq. (1) of Ref. 30] for a given speed, say v . Then v is averaged over the HCl thermal distribution, as originally done in Ref. 33 [see also Eq. (2) of Ref. 30]. The resultant conditional relative velocity distribution is then averaged over the O atom distribution in the laboratory frame as described by Eq. (1) of Ref. 30, resulting in a relative velocity (speed) distribution in the O+HCl frame for a single value of u [Eq. (3) of Ref. 30]. If the photodissociation process resulted in a single velocity value, we would simply use Eq. (3) of Ref. 30. However, since we have a distribution of velocities given by Ref. 32, Eq. (3) of Ref. 30 is then averaged over the measured O atom distribution shown above. The resulting expression is given

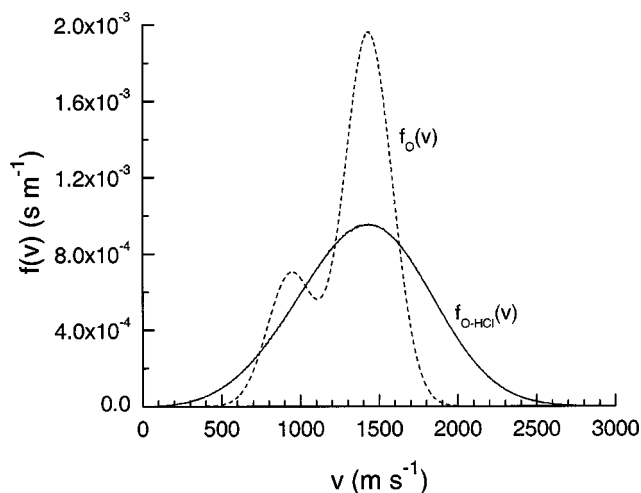


FIG. 12. $f_{\text{O}}(v)$, O-atom speed distribution distribution, Eq. (A1), times the speed squared, where the speed, v , for $f_{\text{O}}(v)$ refers to the O-atom speed in the NO_2 the center-of-mass frame; —, $f_{\text{O-HCl}}(v)$, relative O-HCl speed distribution from Eq. (A2), where the speed, v , for $f_{\text{O-HCl}}(v)$ refers to the O-atom relative velocity in the O+HCl center-of-mass frame. Note that each distribution is normalized to unity.

by Eq. (8) of Ref. 31, which reduces to Eq. (3) of Ref. 30 if the experimental distribution from the photodissociation process is given by $\delta(v-v_{\text{exc}})$.

Explicitly, for the processes, $AB+h\nu \rightarrow A+B$ and $A+C \rightarrow \text{products}$, the final expression for the $A+C$ velocity distribution in the center of mass frame used in the present QCT calculations is

$$f(v_{\text{coll}}) = \left(\frac{\gamma}{\pi}\right)^{1/2} \int_0^\infty du f(u) u^2 \left[\frac{v_{\text{coll}}}{u}\right] \times \{\exp(-\gamma(u-v_{\text{coll}})^2) - \exp(-\gamma(u+v_{\text{coll}})^2)\}. \quad (\text{A2})$$

Here $\gamma = (m_c m_{ab}) / (m_a + m_b + m_c)$, u is the velocity (measured) in the AB center of mass frame, $f(u)$ is the velocity distribution given in Eq. (A1), and v_{coll} is the velocity in the A+C center of mass frame. In the present modeling, $\text{NO}_2 + h\nu \rightarrow \text{O} + \text{NO}$ and $\text{O} + \text{HCl} \rightarrow \text{OH} + \text{Cl}$, so that $A = \text{O}$, B

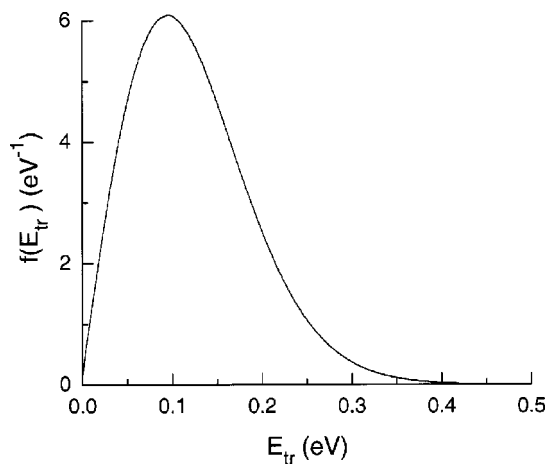


FIG. 13. O+HCl relative (normalized) translational energy distribution corresponding to the speed distribution, $f_{\text{O-HCl}}(v)$, shown in Fig. 12.

=NO, and C=HCl. Equation (A2) is particularly convenient for selecting initial O+HCl velocities for QCT calculations. In the present QCT calculations we select the initial O+HCl velocities in two steps:

- (1) Select u from $duf(u)u^2$.
- (2) Given u , select v_{coll} from $[v_{\text{coll}}/u]\{\exp(-\gamma(u-v_{\text{coll}})^2) - \exp(-\gamma(u+v_{\text{coll}})^2)\}$.

The resulting O+HCl relative speed distribution from Eq. (A2) is shown in Fig. 12 as the $f_{\text{O-HCl}}(v)$ curve (solid line). Also shown is the kernel distribution, Eq. (A1), times the velocity squared as a reference (dashed line). Figure 13 shows the relative translational energy distribution for O+HCl center of mass collisions. To judge the reasonableness of the distributions, consider the approximate FWHM for a (single) relative collision energy of ~ 0.1 eV. Equation (4) of Ref. 30 estimates the FWHM to be 0.094 eV. The two maxima in the measured O-atom distribution of Ref. 32 are separated by ~ 0.067 eV. It is not surprising that the thermal averaging washes out the structure in the measured O atom distribution.

- ¹B. Ramachandran and K. A. Peterson, J. Chem. Phys. **119**, 9590 (2003).
- ²C. C. Hsiao, Y. P. Lee, N. S. Wang, and M. C. Lin, J. Phys. Chem. **106**, 10231 (2002).
- ³K. Mahamud, J.-S. Kim, and A. Fontjin, J. Phys. Chem. **94**, 2994 (1990).
- ⁴R. D. H. Brown and I. W. N. Smith, Int. J. Chem. Kinet. **7**, 301 (1975).
- ⁵D. Arnoldi and J. Wolfrum, Chem. Phys. Lett. **24**, 234 (1974).
- ⁶R. D. H. Brown, G. P. Glass, and I. W. M. Smith, Chem. Phys. Lett. **32**, 517 (1975).
- ⁷R. G. McDonald and C. B. Moore, J. Chem. Phys. **68**, 513 (1978).
- ⁸J. E. Butler, J. W. Hudgens, M. C. Lin, and G. K. Smith, Chem. Phys. Lett. **58**, 216 (1978).
- ⁹D. J. Rakestraw, K. G. McKendrick, and R. N. Zare, J. Chem. Phys. **87**, 7341 (1987).
- ¹⁰R. Zhang, W. J. van der Zande, M. J. Bronikowski, and R. N. Zare, J. Chem. Phys. **94**, 2704 (1991).

- ¹¹B. Ramachandran, E. A. Schrader III, J. Senekowitsch, and R. E. Wyatt, J. Chem. Phys. **111**, 3862 (1999).
- ¹²H. Koizumi, G. C. Schatz, and M. S. Gordon, J. Chem. Phys. **95**, 6421 (1991).
- ¹³B. Ramachandran, J. Chem. Phys. **112**, 3680 (2000).
- ¹⁴F. J. Aoiz, L. Benares, J. F. Castillo, M. Menendez, and J. E. Verdasco, Phys. Chem. Chem. Phys. **1**, 1149 (1999).
- ¹⁵T. Xie, J. M. Bowman, K. A. Peterson, and B. Ramachandran, J. Chem. Phys. **119**, 9601 (2003).
- ¹⁶S. Skokov, S. Zou, J. M. Bowman, T. C. Allison, D. G. Truhlar, Y. Lin, B. Ramachandran, B. C. Garrett, and B. J. Lynch, J. Phys. Chem. A **105**, 2298 (2001).
- ¹⁷K. Nobusada and H. Nakamura, J. Phys. Chem. A **103**, 6715 (1999).
- ¹⁸W. H. Thompson and W. H. Miller, J. Chem. Phys. **106**, 142 (1997); **107**, 2164(E) (1997).
- ¹⁹B. Poirier, J. Chem. Phys. **108**, 5216 (1998).
- ²⁰F. Matzkis and U. Manthe, J. Chem. Phys. **112**, 130 (2000).
- ²¹L. Wang, C. Kalyanaraman, and A. B. McCoy, J. Chem. Phys. **110**, 11221 (1999).
- ²²S. Skokov, T. Tsuchida, S. Nanbu, J. M. Bowman, and S. K. Gray, J. Chem. Phys. **113**, 227 (2000).
- ²³A. Persky and M. Broida, J. Chem. Phys. **81**, 4352 (1984).
- ²⁴M. Kneba and J. Wolfrum, Annu. Rev. Phys. Chem. **31**, 47 (1980).
- ²⁵L. Banares, F. J. Aoiz, P. Honvault, B. Bussery-Honvault, and J.-M. Launey, J. Chem. Phys. **118**, 565 (2003).
- ²⁶L. Bonnet and J. C. Rayez, Chem. Phys. Lett. **277**, 183 (1997).
- ²⁷D. J. Garton, T. K. Minton, D. Troya, R. Pascual, and G. C. Schatz, J. Phys. Chem. A **107**, 4583 (2003).
- ²⁸D. Skouteris, J. F. Castillo, and D. E. Manolopoulos, Comput. Phys. Commun. **133**, 128 (2000).
- ²⁹D. G. Truhlar and J. T. Muckerman, "Reactive scattering cross sections III: Quasiclassical and semiclassical methods," in *Atom Molecule Collision Theory*, edited by R. B. Bernstein (Plenum, New York, 1979).
- ³⁰W. J. van der Zande, R. Zhang, R. N. Zare, K. G. McKendrick, and J. J. Valentini, J. Phys. Chem. **95**, 8205 (1991).
- ³¹M. Brouard, S. P. Dixon, P. A. Enriquez, and J. P. Simons, J. Chem. Phys. **97**, 7414 (1992).
- ³²V. P. Hradril, T. Suzuki, S. A. Hewitt, P. L. Houston, and B. J. Whitaker, J. Chem. Phys. **99**, 4455 (1993).
- ³³P. J. Chantry, J. Chem. Phys. **55**, 2746 (1971).